


HORIZONTAL-HANDLE TOGGLE CLAMPS

INFO+: SEE PAGE 415 FOR MATERIAL SPECIFICATIONS



500 lbs

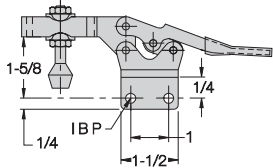
CL-450-HTC

Open Arm, Flanged Base

Strong-yet-compact horizontal-handle clamp, with open arm for spindle adjustment. Arm opens 90° while handle moves 65°. Supplied with 5/16-18 short flat-cushion spindle CL-518208-FC and (2) CL-51610-TW flanged washers. Shipping weight 0.6 lbs.

Holding capacity:

500 lbs

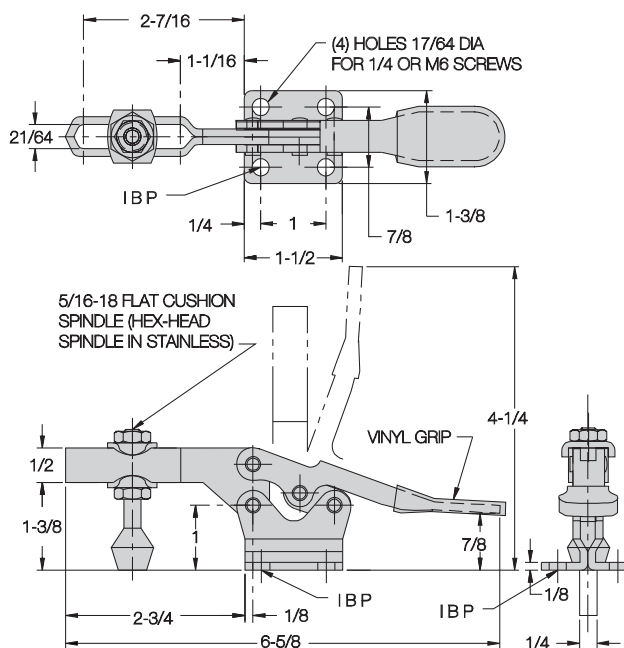


CL-451-HTC
Straight Base

Also available in stainless steel...




CL-450-HTC-S



HORIZONTAL-HANDLE TOGGLE CLAMPS

INFO+: SEE PAGE 415 FOR MATERIAL SPECIFICATIONS



500 lbs
With Safety Lock

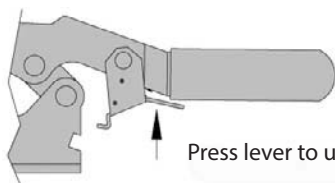
CL-450-LHTC

Open Arm, Flanged Base

Same as the toggle clamp shown above, except with our unique safety-lock feature. This safety lock automatically engages when the clamp is closed, then remains locked until manually disengaged by pressing the lever before opening. This prevents the clamp from being accidentally opened by bumping the handle. Shipping weight 0.7 lbs.

Holding capacity:

500 lbs



Press lever to unlock.

