
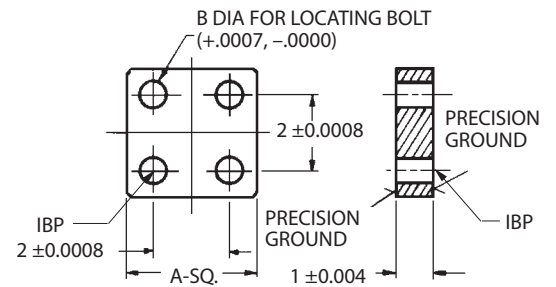


LOCATING GAGES

1045 STEEL, BLACK OXIDE FINISH




Use when connecting two tooling plates, to hold tolerances. Remove after fastening plates to machine.



| SIZE | PART NO. | A | B DIA | LOCATING SCREW (4 REQD) |
|-------|--------------|-------|-------|-------------------------|
| HEAVY | CL-MF50-4001 | 3-3/8 | .6250 | CL-MF50-4302 |

LOCATING PINS

1144 STEEL, HEAT TREATED RC 50-55, BLACK OXIDE FINISH



Round and Diamond Locating Pins are used together to align Quick-Change Tooling Plates or vises on a modular plate or block.

ROUND

| SIZE | PART NO. | HEAD DIA | SHANK DIA |
|----------|--------------|----------|-----------|
| STANDARD | CL-MF40-4501 | .6250 | .5000 |
| HEAVY | CL-MF50-4501 | .6250 | .6250 |

DIAMOND

| SIZE | PART NO. | HEAD DIA | SHANK DIA |
|----------|--------------|----------|-----------|
| STANDARD | CL-MF40-4601 | .6250 | .5000 |
| HEAVY | CL-MF50-4601 | .6250 | .6250 |

PROTECTION PLUGS

PLASTIC



Standard Heavy

Durable screw-in plugs to keep dirt and chips out of holes that are not used for a particular setup.



| SIZE | PART NO. |
|----------|--------------|
| STANDARD | CL-MF40-0001 |
| HEAVY | CL-MF50-0001 |