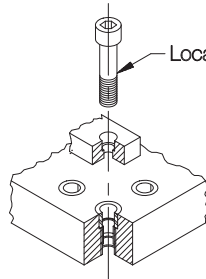


LOCATING SCREWS

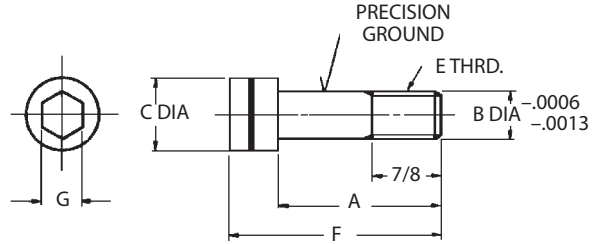
4130 STEEL, HEAT TREATED RC 33-39, BLACK OXIDE FINISH



**Standard
Heavy**



Locating Screw



Locating Screws are used to mount all locators in multipurpose grid holes. These specially designed, precision shoulder screws accurately locate and fasten at the same time.

SIZE	PART NO.	A	B DIA	C DIA	E	F	G
STANDARD	CL-MF40-4301	1-3/4	.5000	3/4	1/2-13	2-1/4	3/8
	CL-MF40-4302	2-1/4				2-3/4	
	CL-MF40-4303	2-3/4				3-1/4	
HEAVY	CL-MF50-4301	2	.6250	15/16	5/8-11	2-5/8	1/2
	CL-MF50-4302	2-1/2				3-1/8	
	CL-MF50-4303	3				3-5/8	

SOCKET-HEAD CAP SCREWS

GRADE 8, BLACK OXIDE FINISH



**Standard
Heavy**

INCH

PART NO.	THREAD SIZE	LENGTH UNDER HEAD	
CL-6-32x.50-SHCS	#6-32	.50	
CL-10-32x.50-SHCS	#10-32	.50	
CL-1/4-20x.75-SHCS	1/4-20	.75	
CL-1/2-13x1.00-SHCS	1/2-13	1.00	
CL-1/2-13x1.25-SHCS		1.25	
CL-1/2-13x1.50-SHCS		1.50	
CL-1/2-13x1.75-SHCS		1.75	
CL-1/2-13x2.00-SHCS		2.00	
CL-1/2-13x2.25-SHCS		2.25	
CL-1/2-13x2.75-SHCS		2.75	
CL-1/2-13x4.50-SHCS		4.50	
CL-5/8-11x1.00-SHCS		5/8-11	1.00
CL-5/8-11x1.25-SHCS			1.25
CL-5/8-11x1.50-SHCS	1.50		
CL-5/8-11x2.00-SHCS	2.00		
CL-5/8-11x2.25-SHCS	2.25		
CL-5/8-11x2.50-SHCS	2.50		
CL-5/8-11x3.00-SHCS	3.00		
CL-5/8-11x5.00-SHCS	5.00		

METRIC

PART NO.	THREAD SIZE	LENGTH UNDER HEAD
CLM-16x40-SHCS	M16	1.57
CLM-16x50-SHCS		1.97
CLM-16x65-SHCS		2.56

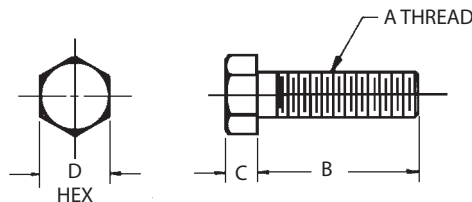
Socket-Head Cap Screws (grade 8) are used for fastening components whenever precise location is not needed. Metric sizes are used to fasten plates and blocks to machine pallets.

HEX-HEAD CAP SCREWS

GRADE 8, BLACK OXIDE FINISH



**Standard
Heavy**



Mounting screws for high-rise clamps, where access to a socket-head screw is difficult.

SIZE	PART NO.	A	B	C	D
STANDARD	CL-MF40-4311	1/2-13	1.75	5/16	3/4
	CL-MF40-4312		2.75		
	CL-MF0-4313		3.00		
HEAVY	CL-MF50-4311	5/8-11	2.00	25/64	15/16
	CL-MF50-4312		3.00		
	CL-MF50-4313		3.50		