

FLANGE NUTS

STEEL: 1215, CASE HARDENED, BLACK OXIDE FINISH

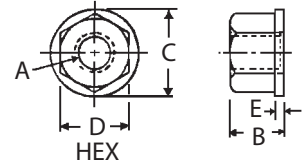
STAINLESS STEEL: 300-SERIES, PASSIVATE FINISH



Flanged face provides a large bearing surface to avoid damaging the part underneath, especially when clamping over a slot. Precision machined from one solid piece of steel for extra strength.

INCH

STEEL PART NO.	STAINLESS STEEL PART NO.	A	B	C DIA	D	E
—	CL-123	#10-24	5/16	1/2	3/8	.08
—	CL-125	1/4-20	5/16	9/16	7/16	.12
CL-1-FN	—			5/8	1/2	
—	CL-126	5/16-18	3/8	11/16	9/16	.09
CL-9-FN	—			3/4		.12
CL-2-FN	CL-127	3/8-16	1/2	7/8	11/16	.12
CL-3-FN	CL-128	1/2-13	11/16	1-1/8	7/8	.20
CL-4-FN	CL-129	5/8-11	13/16	1-3/8	1-1/16	
CL-5-FN	—	3/4-10	1	1-5/8	1-1/4	.25
CL-6-FN	—	7/8-9	1-1/8	1-3/4	1-7/16	.32
CL-7-FN	—	1"-8	1-1/4	2	1-5/8	.28
CL-10-FN	—	1-1/4"-7	1-3/8	2-1/4	1-13/16	.25

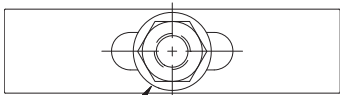


INCH FINE

—	CL-124	#10-32	5/16	1/2	3/8	.08
CL-1-FFN	—	1/4-28	5/16	5/8	1/2	.12
CL-2-FFN	—	3/8-24		1/2	7/8	
CL-3-FFN	—	1/2-20	11/16	1-1/8	7/8	.20
CL-4-FFN	—	5/8-18	13/16	1-3/8	1-1/16	
CL-5-FFN	—	3/4-16	1	1-5/8	1-1/4	.25
CL-7-FFN	—	1"-14	1-1/4	2	1-5/8	.25

METRIC

CLM-8-FN	—	M8	.39	.75	13mm	.12
CLM-10-FN	—	M10	.51	.87	17mm	
CLM-12-FN	—	M12	.67	1.10	19mm	.20
CLM-16-FN	—	M16	.83	1.34	24mm	
CLM-20-FN	—	M20	.98	1.61	30mm	.24
CLM-24-FN	—	M24	1.26	2.01	36mm	.28



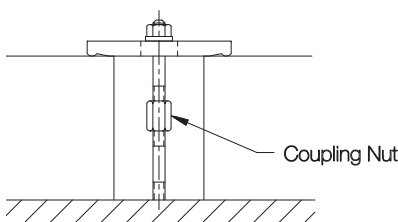
Flange Nut

COUPLING NUTS

1215 STEEL, CASE HARDENED, BLACK OXIDE FINISH



For joining two or more studs together to create an extra-long stud.



INCH

PART NO.	A	B	C
CL-0-CN	1/4-20	1/2	5/8
CL-00-CN	5/16-18	9/16	7/8
CL-1-CN	3/8-16	11/16	1
CL-2-CN	1/2-13	7/8	1-1/4
CL-3-CN	5/8-11	1-1/16	1-5/8
CL-4-CN	3/4-10	1-1/4	1-7/8
CL-6-CN	1"-8	1-5/8	2-1/2

METRIC

CLM-8-CN	M8	13mm	.79
CLM-10-CN	M10	17mm	.98
CLM-16-CN	M16	24mm	1.57
CLM-20-CN	M20	30mm	1.97

