

# HAND-RETRACTABLE PLUNGERS

STEEL: 1215 BODY, 1215 PLUNGER CASE HARDENED, 17-7PH SPRING.

ALL STEEL COMPONENTS ZINC PLATED CLEAR CHROMATE.

STAINLESS STEEL: 300 SERIES



5/8-11



1/2-13  
M12



3/8-16  
M10



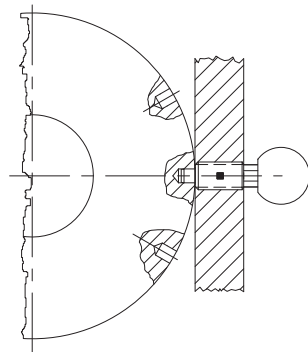
5/16-18  
M8



1/4-20  
M6

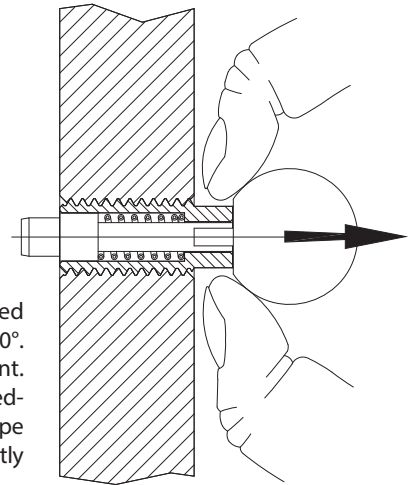


#10-32

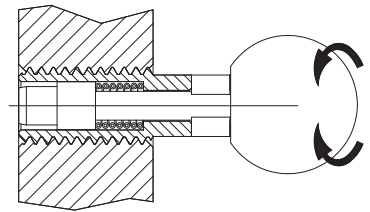


## Threaded Stud for Knob Handle (Locking Type)

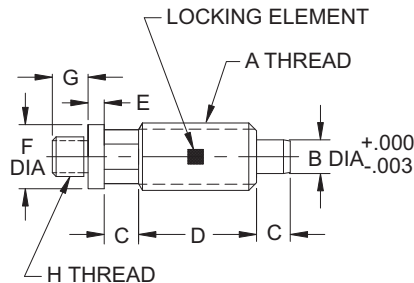
Spring-loaded plunger that locks in retracted position. To lock, pull knob back and turn 90°. Slight taper on plunger tip for easy alignment. Available in steel or stainless steel. The threaded-stud version shown here accepts virtually any type of knob handle. Knob handles can be permanently secured with thread-locking adhesive if desired.



Pull knob to retract...



... then turn 90° in either direction to lock.



### THREADED STUD FOR KNOB HANDLE — STEEL (INCH)

PART NO.	A	END FORCE (LBS)		B DIA		C	D	E	F DIA	G	H
		INITIAL	FINAL	NOMINAL	ACTUAL						
CL-3-HRPT	#10-32	1	3	—	.105	3/32	13/32	5/64	5/16	15/64	#10-32
CL-4-HRPT	1/4-20	1	5	1/8	.125	1/8	1/2	3/32	5/16	15/64	#10-32
CL-5-HRPT	5/16-18	1.5	6	5/32	.156	3/16	5/8	3/32	5/16	11/32	1/4-20
CL-6-HRPT	3/8-16	1.5	8	3/16	.187	7/32	3/4	1/8	3/8	13/32	5/16-18
CL-8-HRPT	1/2-13	2.5	10	1/4	.250	1/4	7/8	1/8	1/2	7/16	3/8-16
CL-10-HRPT	5/8-11	5	10	5/16	.312	5/16	1	5/32	5/8	1/2	1/2-13

### THREADED STUD FOR KNOB HANDLE — STAINLESS STEEL (INCH)

CL-3-HRPT-S	#10-32	1	3.5	7/64	.105	3/32	13/32	5/64	5/16	15/64	#10-32
CL-4-HRPT-S	1/4-20	1	5	1/8	.125	1/8	1/2	3/32	5/16	15/64	#10-32
CL-5-HRPT-S	5/16-18	1.5	6	5/32	.156	3/16	5/8	3/32	5/16	11/32	1/4-20
CL-6-HRPT-S	3/8-16	1.5	8	3/16	.187	7/32	3/4	1/8	3/8	13/32	5/16-18
CL-8-HRPT-S	1/2-13	2.5	10	1/4	.250	1/4	7/8	1/8	1/2	7/16	3/8-16
CL-10-HRPT-S	5/8-11	5	10	5/16	.312	5/16	1	5/32	5/8	1/2	1/2-13

### THREADED STUD FOR KNOB HANDLE — STEEL (METRIC)

A THREAD	A THREAD	THREAD PITCH (mm)	INITIAL END FORCE (N)	FINAL END FORCE (N)	B DIA (mm)	C (mm)	D (mm)	E (mm)	F DIA (mm)	G (mm)	H THREAD
CLM-6-HRPT	M6	1	4	22	3	3.2	12.5	2.4	8	6	#10-32
CLM-8-HRPT	M8	1.25	7	27	4	4.8	16	2.4	8	8.5	1/4-20
CLM-10-HRPT	M10	1.5	7	36	5	5.5	19	3.2	9.5	10.5	5/16-18
CLM-12-HRPT	M12	1.75	11	44	6	6.5	22	3.2	12.5	11	3/8-16