

SWIVEL SCREW CLAMPS

BODY: 1215 OR 1144 STEEL, HEAT TREATED, ZINC PLATED YELLOW CHROMATE (OR 300-SERIES STAINLESS STEEL)
 FOOT: 1215 STEEL, ZINC PLATED YELLOW CHROMATE (OR 300-SERIES STAINLESS STEEL, OR DELRIN®)

The steel version is optionally available with black oxide finish by adding "-BO" to the part number (example: CL-2-SSC-BO). Type A and B feet are optionally available in Delrin® by adding "N" to the part number (examples: CL-2-SSCN, CL-2-SSC-BON, CL-2-SSC-SN).



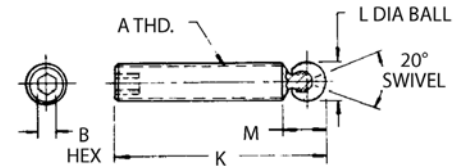
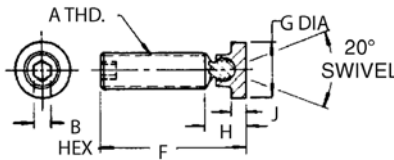
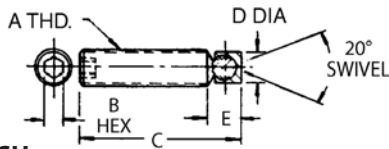
Type A: Small Foot



Type B: Large Foot



Type D: Ball Foot



INCH

TYPE A STEEL PART NO.*	TYPE A STAINLESS PART NO.	TYPE B STEEL PART NO.*	TYPE B STAINLESS PART NO.	TYPE D STEEL PART NO.*	A	B	C	D DIA	E	F	G DIA	H	J	K	L DIA	M
CL-1-SSC	—	CL-20-SSC	—	CL-47-SSC	1/4-20	1/8	1/2	3/16	9/32	19/32	3/8	23/64	1/8	17/32	1/4	5/16
CL-2-SSC	CL-2-SSC-S	CL-21-SSC	CL-21-SSC-S	CL-48-SSC			3/4			27/32				25/32		
CL-3-SSC	CL-3-SSC-S	CL-22-SSC	CL-22-SSC-S	CL-49-SSC			1			1-3/32				1-1/32		
CL-4-SSC	CL-4-SSC-S	CL-23-SSC	CL-23-SSC-S	CL-50-SSC			1-1/2			1-19/32				1-17/32		
CL-5-SSC	—	CL-24-SSC	—	CL-51-SSC			3/4			27/32				25/32		
CL-6-SSC	CL-6-SSC-S	CL-25-SSC	CL-25-SSC-S	CL-52-SSC	5/16-18	5/32	1	1/4	11/32	1-3/32	1/2	27/64	5/32	1-1/32	5/16	23/64
CL-7-SSC	CL-7-SSC-S	CL-26-SSC	CL-26-SSC-S	CL-53-SSC			1-1/2			1-19/32				1-17/32		
CL-8-SSC	CL-8-SSC-S	CL-27-SSC	CL-27-SSC-S	CL-54-SSC			2			2-3/32				2-1/32		
CL-9-SSC	—	CL-28-SSC	—	CL-55-SSC			3/4			7/8				25/32		
CL-10-SSC	—	CL-29-SSC	—	CL-56-SSC	3/8-16	3/16	1	19/64	3/8	1-1/8	9/16	5/8	3/16	1-1/32	3/8	7/16
CL-11-SSC	CL-11-SSC-S	CL-30-SSC	CL-30-SSC-S	CL-57-SSC			1-1/2			1-5/8				1-17/32		
CL-12-SSC	CL-12-SSC-S	CL-31-SSC	CL-31-SSC-S	CL-58-SSC			2			2-1/8				2-1/32		
CL-39-SSC	CL-39-SSC-S	CL-43-SSC	CL-43-SSC-S	CL-59-SSC			3			3-1/8				3-1/32		
CL-14-SSC	—	CL-33-SSC	—	CL-61-SSC			1-1/2			1-9/16				1-19/32		
CL-15-SSC	CL-15-SSC-S	CL-34-SSC	CL-34-SSC-S	CL-62-SSC	1/2-13	1/4	2	13/32	15/32	2-1/16	3/4	17/32	3/16	2-3/32	1/2	9/16
CL-16-SSC	CL-16-SSC-S	CL-35-SSC	CL-35-SSC-S	CL-63-SSC			3			3-1/16				3-3/32		
CL-40-SSC	CL-40-SSC-S	CL-44-SSC	CL-44-SSC-S	CL-64-SSC			4			4-1/16				4-3/32		
CL-18-SSC	—	CL-37-SSC	—	CL-66-SSC			2			2-3/64				2-7/32		
CL-19-SSC	—	CL-38-SSC	—	CL-67-SSC	5/8-11	5/16	3	1/2	5/8	3-3/64	15/16	21/32	7/32	3-7/32	5/8	11/16
CL-41-SSC	—	CL-45-SSC	—	CL-68-SSC			4			4-3/64				4-7/32		
CL-42-SSC	—	CL-46-SSC	—	CL-69-SSC			5			5-3/64				5-7/32		

METRIC

CLM-1-SSC-BO	—	CLM-20A-SSC-BO	—	CLM-47-SSC-BO	M6	3mm	.59	3/16	9/32	.69	3/8	23/64	1/8	17/32	1/4	5/16
CLM-2-SSC-BO	—	CLM-21A-SSC-BO	—	CLM-48-SSC-BO			.79			25/32						
CLM-3-SSC-BO	—	CLM-22-SSC-BO	—	CLM-49-SSC-BO			.98			1-1/32						
CLM-4-SSC-BO	—	CLM-23-SSC-BO	—	CLM-50-SSC-BO			1.57			1-17/32						
CLM-5-SSC-BO	—	CLM-24-SSC-BO	—	CLM-51-SSC-BO			.79			25/32						
CLM-6-SSC-BO	—	CLM-25-SSC-BO	—	CLM-52-SSC-BO	M8	4mm	.98	1/4	11/32	.88	1/2	27/64	5/32	1-1/32	5/16	23/64
CLM-7-SSC-BO	—	CLM-26-SSC-BO	—	CLM-53-SSC-BO			1.57			1-17/32						
CLM-8-SSC-BO	—	CLM-27-SSC-BO	—	CLM-54-SSC-BO			1.97			2-1/32						
CLM-9-SSC-BO	—	CLM-28-SSC-BO	—	CLM-55-SSC-BO			.79			25/32						
CLM-10-SSC-BO	—	CLM-29-SSC-BO	—	CLM-56-SSC-BO	M10	5mm	.98	19/64	3/8	1.11	9/16	5/8	3/16	1-1/32	3/8	7/16
CLM-11-SSC-BO	—	CLM-30-SSC-BO	—	CLM-57-SSC-BO			1.57			1-17/32						
CLM-12-SSC-BO	—	CLM-31-SSC-BO	—	CLM-58-SSC-BO			1.97			2-1/32						
CLM-13-SSC-BO	—	CLM-32-SSC-BO	—	CLM-59-SSC-BO			2.95			3-1/32						
CLM-14-SSC-BO	—	CLM-33-SSC-BO	—	CLM-61-SSC-BO			1.57			1-19/32						
CLM-15-SSC-BO	—	CLM-34-SSC-BO	—	CLM-62-SSC-BO	M12	6mm	1.97	13/32	15/32	2.03	3/4	17/32	3/16	2-3/32	1/2	9/16
CLM-16-SSC-BO	—	CLM-35-SSC-BO	—	CLM-63-SSC-BO			2.95			3-3/32						
CLM-17-SSC-BO	—	CLM-36-SSC-BO	—	CLM-64-SSC-BO			3.94			4-3/32						
CLM-18-SSC-BO	—	CLM-37-SSC-BO	—	CLM-66-SSC-BO			1.97			2-7/32						
CLM-19-SSC-BO	—	CLM-38-SSC-BO	—	CLM-67-SSC-BO	M16	8mm	2.95	1/2	5/8	2.01	15/16	21/32	7/32	3-7/32	5/8	11/16
CLM-20-SSC-BO	—	CLM-39-SSC-BO	—	CLM-68-SSC-BO			3.94			4-7/32						
CLM-21-SSC-BO	—	CLM-40-SSC-BO	—	CLM-69-SSC-BO			4.92			5-7/32						

* Inch sizes are available zinc plated or with black oxide finish. Metric sizes are available only with black oxide finish (-BO only).