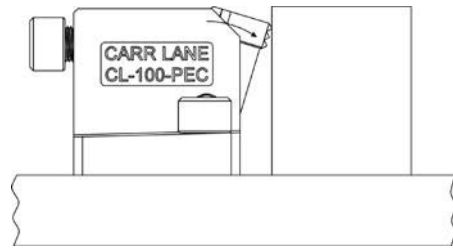


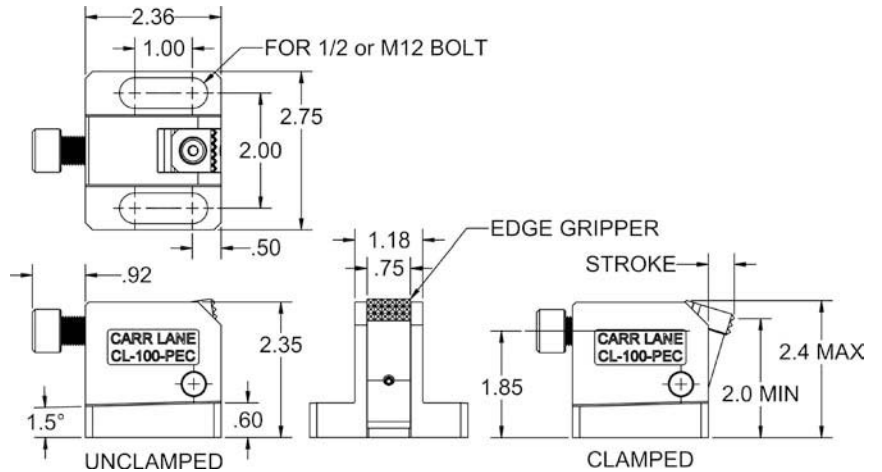
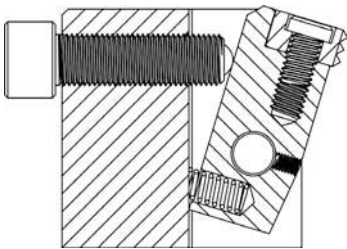
# PIVOTING EDGE CLAMPS

BODY & JAW: 1018 STEEL, BLACK OXIDE FINISH  
 EDGE GRIPPER: M-2 TOOL STEEL, HEAT TREATED Rc 60-62, BLACK OXIDE FINISH  
 DOWEL PIN: 4140 ALLOY STEEL



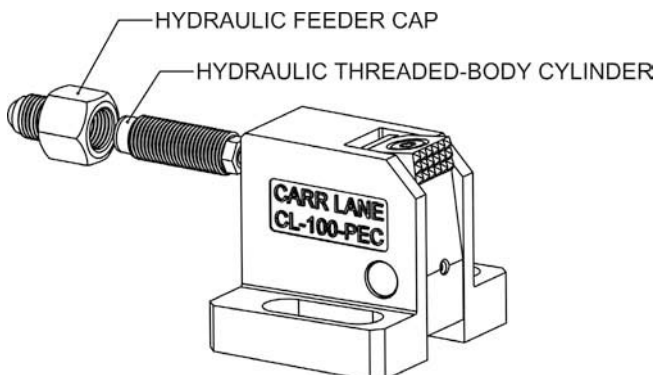
## New item!

This edge clamp is well suited for holding large castings and other tall workpieces. The pivoting jaw exerts clamping force forward and downward at the same time. The jaw has a replaceable serrated gripper made of hardened tool steel for high-production durability. The slotted base provides adjustability and has a tapered top surface to prevent the clamp from moving. Fasten with two Socket-Head Cap Screws.



## PIVOTING EDGE CLAMP

PART NO.	MAXIMUM CLAMPING STROKE	MOUNTING SCREW SIZE	THRUST SCREW SIZE	BALL-END THRUST SCREW (FURNISHED)	EDGE GRIPPER (FURNISHED)
CL-100-PEC	1/2	1/2-13 or M12	1/2-20	CL-80-BTS-1.75	CL-12-EG-6



These Pivoting Edge Clamps can be easily converted to hydraulic operation by replacing the standard thrust screw with a Threaded-Body Cylinder and Feeder Cap, then connecting to a hydraulic pressure source. Please see table below for the required conversion accessories. Maximum clamping stroke is reduced to 1/4" when the clamp is converted to hydraulic operation.

## HYDRAULIC CONVERSION ACCESSORIES

PART NO.	ITEM DESCRIPTION	MAXIMUM HYDRAULIC PRESSURE (psi)
CLR-802-TB	Hydraulic Threaded-Body Cylinder	7250
CLR-308-TBA	Hydraulic Feeder Cap	7250